

Flite
HOTELS

DISTINCTIVE EXPERIENCES

MEETINGS,
INCENTIVES
AND EVENTS



INTRODUCTION

Elite Hotels offers three beautiful meeting venues in the south of England. You'll find Ashdown Park Hotel & Country Club nestled in the peaceful Ashdown Forest in East Sussex, The Grand Hotel overlooking the stunning Eastbourne seafront, and Tylney Hall Hotel & Gardens set within 66 acres of Hampshire countryside.

Members of Small Luxury Hotels of the World, Elite Hotels provides impressive spaces for conferences, events, and team-building activities for up to 250 guests. With luxurious accommodations, elegant suites, wellness facilities, and acres of parkland, Elite Hotels ensures an unforgettable experience for every delegate.



ELITE PROMISE

At Elite, we take pride in the exemplary service we deliver, thanks to our talented team with years of expertise. Building great relationships with our clients is something we always prioritise. From our first meeting to the successful wrap-up of your event – whether it's your first or your fiftieth with us – your satisfaction is what keeps us going.

ELITE LOCATIONS



“The team worked so hard to make our event a resounding success, and always with a smile. They were extremely professional, friendly and caring and are the reason we come back year after year”.

Riverstone, Summer 2024



Tylney Hall

HOTEL, HAMPSHIRE



Tylney Hall, nestled in 66 acres of beautifully kept historic gardens in the heart of Hampshire, is the quintessential country house hotel. With 112 stylishly furnished rooms and suites, it's an ideal spot for everything from large conferences and celebrations to more intimate meetings.

The hotel features nine unique conference suites, all offering fantastic facilities in a stunning setting. The Tylney Suite, with its stage and minstrel's gallery, can host up to 120 guests, while the Chestnut Suite provides an exclusive option with private gardens, dedicated reception, and bar.

The magnificent estate makes any team building activity memorable, from scavenger hunts and orienteering to obstacle courses and duck herding.

Guests can unwind at the Tylney health suite, which offers a range of treatments, a manicure and pedicure room, a gym, and both indoor and outdoor pools.

The award-winning Oak Room Restaurant serves delicious meals with views of the gorgeous grounds, and private dining suites are also available.

Conveniently located just 40 minutes from Heathrow Airport and three miles from Hook station with trains into London Waterloo in 60 minutes, Tylney Hall also offers ample on-site parking with EV charging points available.



TYLNEY HALL EVENTS SPACE

	<i>Theatre</i>	<i>Classroom</i>	<i>Boardroom</i>	<i>Cabaret</i>	<i>U-shape</i>	<i>Private Dining</i>	<i>Reception</i>	<i>Fork Buffet</i>	<i>Wedding License</i>	<i>Controls in Rooms</i>	<i>Blackout</i>	<i>Natural Light</i>	<i>3 Phase</i>	<i>13 Amp Sockets</i>	<i>Wifi</i>	<i>Broadband</i>	<i>TV Aerial</i>	<i>Telephone Points</i>	<i>Air-conditioning</i>
Tylney Suite	120	70	40	64	45	-	120	-	y	y	y	y	y	18	y	y	n	8	n
Newnham Suite	20	-	20	-	-	33	25	24	y	y	y	y	n	8	y	y	n	3	n
Mattingley Suite	40	35	26	28	25	55	60	44	-	y	y	y	n	8	y	y	y	3	n
Old Basing	-	-	8	-	-	10	-	-	-	y	y	y	n	8	y	y	n	6	n
Sherborne Suite	-	-	16	-	-	18	-	18	-	y	y	y	n	8	y	y	y	5	n
Heckfield Suite	35	24	24	24	24	44	-	33	-	y	y	y	n	8	y	y	n	5	n
Rotherwick Suite	35	20	24	18	24	33	-	22	-	y	y	y	n	8	y	y	y	5	y
Windlesham Suite	-	-	8	-	-	10	-	-	-	y	y	y	n	6	y	y	n	3	y
Chestnut Suite	100	50	-	64	36	120	121	99	-	y	y	y	y	24	y	y	y	10	n

Back projection available in the Tylney Suite for all set up styles.

TYLNEY HALL FLOOR PLAN



1 TYLNEY SUITE (16.4m x 7.5m)	4 OLD BASING (4.45m x 5.2m)	7 ROTHERWICK SUITE (9.72m x 5.4m)
2 NEWNHAM SUITE (8.3m x 6.9m)	5 SHERBORNE SUITE (7.5m x 5.3m)	8 WINDLESHAM (5.4m x 4.8m)
3 MATTINGLEY SUITE (10.6m x 7.6m)	6 HECKFIELD SUITE (10m x 5.3m)	9 CHESTNUT SUITE (12.37m x 13.1m)

Suite dimensions: length x width



Ashdown Park

HOTEL AND COUNTRY CLUB



This elegant country house hotel, nestled in 186 acres of Ashdown Forest, is just 30 minutes from London Gatwick Airport and less than an hour from central London's Victoria Station. With free parking, EV charging, and easy access to the nearest train station, Ashdown Park is ideal for events.

The venue boasts 106 unique rooms and suites, and 15 meeting spaces accommodating up to 170 theatre-style or 200 for receptions. The stunning Richard Towneley Suite, a restored 18th-century chapel with its own reception area and bar, offers exclusive use and access to 50 East Wing bedrooms.

The estate is perfect for outdoor team-building activities, from survival exercises and Soap Box Derbies to duck herding and clay pigeon shooting.

Dine at the award-winning Anderida Restaurant with countryside views or enjoy the relaxed Forest Brasserie. Menus feature modern flavours, flexible options, and locally sourced produce.

The Forest Country Club & Spa includes an indoor pool, gym, tennis courts, jogging trails, 18-hole golf course and mountain bike rentals, with a range of treatments for ultimate relaxation.

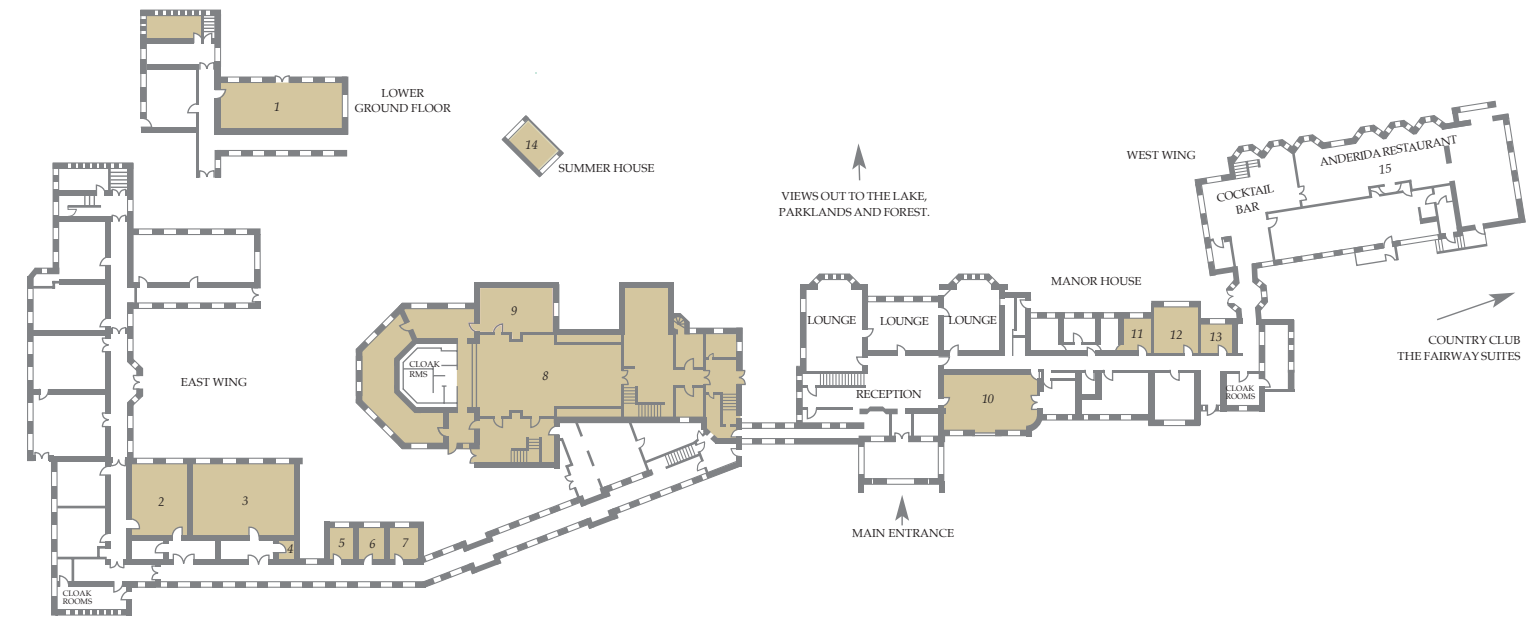


ASHDOWN PARK EVENTS SPACE

	Theatre	Classroom	Boardroom	Cabaret	U-shape	Private Dining	Reception	Fork Buffet	Wedding License	Controls in Rooms	Blackout	Natural Light	3 Phase	13 Amp Sockets	Wifi	Broadband	TV Aerial	Telephone Points	
Richard Towneley Suite																			
Harry Clarke	170	70	40	96	44	160	200	120	-	n	n	y	y	11	y	y	1	2	
John Haywood	140	60	36	56	40	100	150	80	y	y	y	n	y	22	y	y	1	4	
Geoffrey Webb	-	-	20	-	-	20	-	-	-	n	n	y	n	8	y	y	1	2	
Mary Towneley Lounge	-	-	-	-	-	-	80	-	-	y	y	y	n	10	y	y	1	2	
Francis Day Office	-	-	-	-	-	-	-	-	-	y	y	y	n	6	y	y	-	2	
Laura Stafford	40	24	20	24	16	40	50	40	-	y	y	y	n	12	y	y	1	2	
Lady Brassey	80	45	30	48	34	80	100	80	-	y	y	y	n	14	y	y	1	3	
Lady Brassey Office	-	-	-	-	-	-	-	-	-	y	y	n	n	4	y	y	-	2	
Henry Smart	70	35	30	34	34	-	70	50	y	y	y	n	y	8	y	y	1	2	
Thomas Bradford	-	-	8	-	-	-	-	-	-	y	y	y	n	8	y	y	1	2	
Josiah Ranger	-	-	8	-	-	-	-	-	-	y	y	y	n	4	y	y	1	4	
George Fisher	-	-	8	-	-	-	-	-	-	y	y	y	n	2	y	y	1	2	
Jacob Henniker	36	24	24	24	24	40	40	40	y	y	y	y	n	12	y	y	1	2	
Thomas Thompson	-	-	6	-	-	6	-	-	-	y	y	y	n	4	y	y	1	2	
Richard De Wych	-	-	14	-	12	18	-	14	y	y	y	y	n	8	y	y	1	2	
Edward Petre	-	-	6	-	-	6	-	-	-	y	y	y	n	4	y	y	1	2	
Summer House	-	-	30	-	-	150	-	-	y	y	n	n	n	2	n	n	-	-	

Back projection available for Theatre set up in all rooms.

ASHDOWN PARK FLOOR PLAN



1 HENRY SMART (14.8m x 6.0m)	8 RICHARD TOWNELEY SUITE COMPRISING	9 GEOFFREY WEBB (9.1m x 5.2m)
2 LAURA STAFFORD (9.33m x 6.6m)	JOHN HAYWOOD (17.2m x 9.5m)	10 JACOB HENNIKER (11.7m x 7.5m)
3 LADY BRASSEY (13.11m x 9.14m)	RICHARD TOWNELEY BAR	11 THOMAS THOMPSON (4.4m x 3.0m)
4 LADY BRASSEY OFFICE (3.3m x 2.79m)	MARY TOWNELEY LOUNGE (91.0m x 3.6m)	12 RICHARD DE WYCH (5.9m x 5.0m)
5 GEORGE FISHER (4.2m x 3.1m)	HARRY CLARKE (27.6m x 9.9m)	13 EDWARD PETRE (4.1m x 3.8m)
6 JOSIAH RANGER (4.2m x 3.1m)	FRANCIS DAY OFFICE (3.1m x 2.0m)	14 THE SUMMER HOUSE (12.1m x 4.5m)
7 THOMAS BRADFORD (4.2m x 3.1m)	GEOFFREY WEBB (9.1m x 5.2m)	15 ANDERIDA RESTAURANT
Suite dimensions: length x width	Suite dimensions: length x width	



The Grand Hotel

EASTBOURNE

★★★★★

The Grand Hotel in Eastbourne, one of England's finest 5-star seaside hotels, is a favourite choice for conference organisers who want attentive service, flexible options and stunning sea views.

With 152 beautifully designed rooms and 13 fully equipped meeting spaces, The Grand is the perfect venue for everything from large conferences, takeovers and product launches to intimate gatherings.

The elegant Compton Room, complete with a bar and seating for up to 330 theatre style, offers an impressive ballroom feel, while the two galleries overlooking the great hall provide a more private setting.

Guests can enjoy the hotel's wellness facilities, including indoor and outdoor pools, whirlpool, and spa treatments.

Dining at The Grand is a treat, with award-winning cuisine at the Mirabelle and Garden Restaurants, both offering creative dishes and an extensive wine list.

Located on Eastbourne's seafront and near the South Downs, The Grand is one mile from Eastbourne station with London Victoria Station 90 minutes away. Parking and EV charging points are available.

The Grand Hotel is also perfect for team-building activities, with options like survival days, GPS treasure hunts nearby, and powerboating just off the coast.



THE GRAND EVENTS SPACE

	<i>Theatre</i>	<i>Classroom</i>	<i>Boardroom</i>	<i>Cabaret</i>	<i>U-shape</i>	<i>Private Dining</i>	<i>Reception</i>	<i>Fork Buffet</i>	<i>Wedding License</i>	<i>Controls in Rooms</i>	<i>Blackout</i>	<i>Natural Light</i>	<i>3 Phase</i>	<i>13 Amp Sockets</i>	<i>Wifi</i>	<i>Broadband</i>	<i>TV Aerial</i>	<i>Telephone Points</i>	<i>Air-conditioning</i>	
Compton Room	330	140	-	150	-	180	250	154	y	y	y	y	y	38	y	y	y	y	y	y
Jevington Lounge	-	-	-	-	-	-	150	150	-	y	y	y	n	34	y	y	y	13	y	
Silverdale Room	-	-	-	-	-	168	250	144	-	y	y	y	n	40	y	y	n	11	y	
Princes Room	120	60	50	63	36	84	120	72	y	y	y	y	n	16	y	y	y	7	n	
Dukes Room	80	30	20	36	20	50	80	40	y	y	y	y	n	18	y	y	y	2	n	
Norfolk Room	40	285	20	27	20	40	40	24	-	y	y	y	n	12	y	y	y	8	n	
Arundel Room	60	30	24	27	20	48	50	24		y	y	y	n	14	y	y	y	8	n	
Arlington Room	70	45	28	45	26	60	70	50		y	y	y	n	16	y	y	y	8	n	
Wilmington Room	-	-	10	-	-	-	-	-	-	y	y	y	n	10	y	y	y	6	n	
Friston Room	-	-	10	-	-	-	-	-	-	y	y	y	n	8	y	y	y	6	n	
Meads Room	-	-	10	-	-	-	-	-	-	y	y	y	n	4	y	y	y	2	y	
The Boardroom	32	-	18	-	-	12	-	-	-	y	y	y	n	14	y	y	n	2	y	
The Galleries	-	-	10	-		12	12	-	-	y	n	n	n	4	n	n	n	1	n	

Back projection available for Theatre set up in all rooms.

THE GRAND FLOOR PLAN



1 DEVONSHIRE SUITE comprising:

Compton Room (20.83m x15.17m)

Jevington Lounge (12.8m x11.4m)

Silverdale Room (19.15m x12.8m)

2 WILMINGTON ROOM (4.45m x 4.14m)

3 FRISTON ROOM (4.94m x 3.8m)

4 BOARDROOM (7.75m x 5.35m)

5 MEADS ROOM (4.27m x 4.38m)

6 NORFOLK ROOM (8.93m x 7.05m)

7 ARUNDEL ROOM (9.77m x 7.05m)

8 ARLINGTON ROOM (10.68m x 7.05m)

9 PRINCES ROOM (20.17m x 6.02m)

10 DUKES ROOM (15.60m x 4.48m)

Suite dimensions: length x width

OUR PACKAGES

Our dedicated team of meeting, conference and celebration specialists are well versed in creating distinctly memorable events, whether big or small.

Flexibility is our middle name, and we will find an option to fit your specific requirements..

If you are after something a little more 'off the shelf' we have a wide range of packages to choose from.

Enhance your next event with our all-inclusive **Day Delegate Package**, offering exclusive use of a private meeting room and a dedicated event host to keep everything on track. Step outside to recharge in the beautiful parkland or by the beach, ideal for sparking creativity and new ideas. Enjoy a variety of hot drinks and homemade snacks throughout the day. Turn your meeting into more than just a gathering—make it a truly inspiring experience.

Our **24-Hour Delegate Package** offers an unparalleled experience at Elite Hotels, starting with a smooth group check-in and followed by an exquisite three-course dinner. Enjoy first-class accommodations that guarantee your team will be refreshed and ready for a productive stay. For added flexibility, we offer **Express and Half-Day Rate** options. Our **Celebration and Social Lunch** packages, and **Summer Retreat Experiences** have been designed to deliver an event that creates lasting memories.



To place your enquiry or find out more please contact us on sales@elitehotels.co.uk

TAKE A LOOK AROUND

Whilst there is nothing like visiting our properties in person (and we'd love to show you around ourselves), you are able to experience a sample of Elite by diving into our 3D tours.

Simply follow the links below to take a look around;

[Ashdown Park Hotel & Country Club](#)

[The Grand Hotel](#)

[Tylney Hall Hotel & Gardens](#)

COMMITTED TO SUSTAINABILITY

Elite Hotels care deeply about the environment.
Here are six initiatives happening right now.



GOING ELECTRIC

All our hotels feature electric vehicle charging points to encourage guests driving EVs, while our concierge team now have electric vehicles to use when transporting guests across our estates.



LOCAL SOURCING

Many of our drinks are locally sourced, including Kingsdown Presses (Kent), Folkington Juices (East Sussex), Longman beers and Ditchling Toffee Vodka (East Sussex), Mayfield Gin, Andwell Brewery beers (Hook), Nyetimber wines (Kent), Bluebell Vineyards (East Sussex), and Kingscote Vineyard (West Sussex).



GREENER ESTATES

Our estate teams use peat-free planting compost, organic fertilisers, recyclable plant pots, and plant-based weedkillers. They re-use wood from pallets, use water butts to recycle water and encourage wildlife through rewilding, leaving fallen trees and creating bug hotels.



SUSTAINABLE SUPPLIERS

The food suppliers we use have fully sustainable credentials including Tablehurst Farm beefburgers, locally and sustainably caught seafood from MCB Seafoods, fruit and veg from Watt's Farm, Hampshire trout from Direct Seafoods and milk from West Horsley Dairy.



ABLUTION REVOLUTION

All our bathrooms feature Molton Brown dispensers instead of 30/50ml bottles, displacing 1039kg of plastic, and reducing use by 60 per cent. Also, Molton Brown has an ethos to create products in an environmentally friendly way.



SMART LAUNDRY

In our laundries we've just completed the roll-out of new lower-temperature detergents, which are projected to reduce water and electricity consumption by 203,979 kWh pa. It will reduce wash programme duration, improve washing performance and operational efficiency.



The
Rotherwick
FOUNDATION

ELITE HOTELS' CHARITABLE ARM

While we're proud to see each of our hotels flourish, we hold community and charity as two of our strongest values, and a large part of our measure of success is being able to provide a helping hand to the numerous worthy individuals and organisations who enrich and support our local areas.

The Rotherwick Foundation allows us to make this happen. Founded in 1996 by Elite Hotels founder, Thomas Mugleston, the aim of the charity was to give back to the local community as a thanks for supporting our hotels.

To find out more about the foundation, its aims and successful projects, please visit rotherwickfoundation.org.





DISTINCTIVE EXPERIENCES

**ASHDOWN PARK
HOTEL & COUNTRY CLUB**

Wych Cross, Nr Forest Row

East Sussex RH18 5JR

01342 824 988

events@ashdownpark.com

**THE GRAND HOTEL
EASTBOURNE**

King Edwards Parade, Eastbourne

East Sussex BN21 4EQ

01323 412 345

events@grandeastbourne.com

**TYLNEY HALL
HOTEL & GARDENS**

Rotherwick, Hook

Hampshire RG27 9AZ

01256 764 881

events@tylneyhall.com

ELITEHOTELS.CO.UK

**SMALL
LUXURY
HOTELS**
OF THE WORLD™